



Certificate ID: **39289**

Received: **9/11/18**

Scan QR Code for authenticity

**Fountain of Health**

Client Sample ID: **1000mg2000mg Mint Chocolate**




**12424 Big Timber Dr., Suite 3**

Lot Number:

**Conifer, CO 80433**

Matrix: -

**Attn: Lauren Trad**

Authorization: <b>Jon Podgorni, Lab Manager</b>	Signature: 	Date: <b>9/28/2018</b>
--	--	---------------------------



The data contained within this report was collected in accordance with the requirements of ISO/IEC17025:2005. I attest that the information contained within the report has been reviewed for accuracy and checked against the quality control requirements for each method. These results relate only to the test article listed in this report. Reports may not be reproduced except in their entirety.




**CN: Cannabinoid Profile & Potency [WI-10-04]**

*Analyst: JSG*

*Test Date: 9/21/2018*

The client sample was analyzed for plant-based cannabinoids by Convergence Chromatography (CC). The collected data was compared to data collected for certified reference standards at known concentrations.

**39289-CN**

ID	Weight %	Conc.		
D9-THC	0.21 wt %	1.97 mg/mL		
THCV	ND	ND		
CBD	7.04 wt %	67.69 mg/mL		
CBDV	0.03 wt %	0.28 mg/mL		
CBG	0.08 wt %	0.76 mg/mL		
CBC	0.13 wt %	1.24 mg/mL		
CBN	0.01 wt %	0.10 mg/mL		
THCA	ND	ND		
CBDA	0.19 wt %	1.87 mg/mL		
CBGA	ND	ND		
Total	7.69 wt%	73.91 mg/mL	0%	Cannabinoids (wt%) 7.0%
Max THC	0.21 wt%	1.97 mg/mL		
Max CBD	7.21 wt%	69.33 mg/mL		

**Ratio of Total CBD to THC 35.1:1**

Max THC (and Max CBD) are calculated values for total cannabinoids after heating, assuming complete decarboxylation of the acid to the neutral form. It is calculated based on the weight loss of the acid group during decarboxylation:  $Max\ THC = (0.877 \times THCA) + THC$ . ND = None detected above the limits of detection (LLD)

**MB1: Microbiological Contaminants [WI-10-09]**

Analyst: Doug

Test Date: 9/12/2018

This test method was performed in accordance with the requirements of ISO/IEC 17025. These results relate only to the test article listed in this report. Reports may not be reproduced except in their entirety.

**39289-MB1**

Symbol	Analysis	Results	Units	Limits*	Status
AC	Total Aerobic Bacterial Count	<100	CFU/g	100,000 CFU/g	PASS
CC	Total Coliform Bacterial Count	<100	CFU/g	1,000 CFU/g	PASS
EB	Total Bile Tolerant Gram Negative Count	<100	CFU/g	1,000 CFU/g	PASS
YM	Total Yeast & Mold	<100	CFU/g	10,000 CFU/g	PASS

Note: All recorded Microbiological tests are within the established limits.

**PST: Pesticide Analysis [WI-10-11]**

Analyst: CJH

Test Date: 9/26/2018

The client sample was analyzed for pesticides using Liquid Chromatography with Mass Spectrometric detection (LC/MS/MS). The method used for sample prep was based on the European method for pesticide analysis (EN 15662).

**39289-PST**

Analyte	CAS	Result	Units	LLD	Limits (ppb)	Status
Abamectin	71751-41-2	ND	ppb	0.20	70	PASS
Abamectin B1b	65195-56-4	ND	ppb	0.20	70	*
Azoxystrobin	131860-33-8	ND	ppb	0.10	20	PASS
Bifenazate	149877-41-8	ND	ppb	0.10	20	PASS
Bifenthrin	82657-04-3	ND	ppb	0.20	-	-
Cyfluthrin	68359-37-5	ND	ppb	0.50	-	-
Daminozide	1596-84-5	ND	ppb	10.00	-	-
Etoxazole	153233-91-1	ND	ppb	0.10	10	PASS
Fenoxycarb	72490-01-8	ND	ppb	0.10	-	-
Imazalil	35554-44-0	ND	ppb	0.10	40	PASS
Imidacloprid	138261-41-3	ND	ppb	0.10	20	PASS
Myclobutanil	88671-89-0	ND	ppb	0.10	-	-
Paclobutrazol	76738-62-0	ND	ppb	0.10	-	-
Piperonyl butoxide	51-03-6	ND	ppb	0.10	-	-
Pyrethrin	8003-34-7	ND	ppb	0.1	-	-
Spinosad	168316-95-8	ND	ppb	0.1	60	PASS
Spiromesifen	283594-90-1	ND	ppb	0.10	30	*
Spirotetramat	203313-25-1	ND	ppb	0.10	20	PASS
Trifloxystrobin	141517-21-7	ND	ppb	0.10	-	-

\* Testing limits established by the State of Colorado: 1 CCR 212-1, M712 E.5 ND indicates "none detected" above the lower limit of detection (LLD). Analytes marked with (\*) indicate analytes for which no recovery was observed for a pre-spiked matrix sample.

The client sample was analyzed by Head-Space Gas Chromatography (HS-GC). The collected data was compared to data collected for certified reference standards at known concentrations.

**39289-VC**

Compound	CAS	Amount <sup>1</sup>	Limit <sup>2</sup>	Status
Propane	74-98-6	ND	N/A	-
Isobutane	75-28-5	ND	5,000 ppm	PASS
Butane	106-97-8	ND	5,000 ppm	PASS
Methanol	67-56-1	ND	3,000 ppm	PASS
Ethanol	64-17-5	63 ppm	5,000 ppm	PASS
Acetone	67-64-1	ND	5,000 ppm	PASS
Isopropanol	67-63-0	ND	5,000 ppm	PASS
Acetonitrile	75-05-8	7 ppm	410 ppm	PASS
Hexane	110-54-3	ND	290 ppm	PASS
Heptane	142-82-5	ND	5,000 ppm	PASS

1) ND = None detected above 5 ppm.

2) In ppm, based on USP recommended limits for residual solvents, adopted by the Massachusetts Department of Public Health on 3/31/16. Butane/Propane limits are based on limits established for state of Colorado.

**END OF REPORT**